

## Words to Know

- Read each Context Card.
- Use a blue word to tell about something you did.



### WORDS TO KNOW HIGH-FREQUENCY WORDS

write  
read  
pictures  
draw  
was  
after

write

They write stories to  
read in class.



read


Dad will read a book  
to us.



Vocabulary  
Reader




Context  
Cards



pictures

He is looking for some pictures of lions.



draw

They all like to draw pictures.



was

This animal book was very funny!



after

They will go to sleep after the story.



# Background





Read  
Together



## WORDS TO KNOW

### Making a Book

1. An author will write a story.
2. An artist gets the story after it is done.
3. The artist will read the story.
4. The artist takes time to draw.
5. The words and pictures are made into a book.
6. This book was fun to read!



# Comprehension

Read  
Together

## ✓ **TARGET SKILL** Text and Graphic Features

Some nonfiction selections have special text and features that give them more information. Special text can be **labels** or **captions**. Features can be **photos**, **graphs**, or **drawings**.



Dr. Seuss National  
Memorial Sculpture  
Garden

As you read **Dr. Seuss**, pay attention to the text and photos. Tell how they are used.

Feature	Purpose

# Main Selection



## WORDS TO KNOW

write      draw  
read      was  
pictures      after



## TARGET SKILL

**Text and Graphic Features** Tell how words go with photos.




## TARGET STRATEGY

**Question** Ask questions about what you are reading.

A **biography** tells about events in a person's life.


## Meet the Author



Just like Dr. Seuss, Helen Lester has written a lot of books that make you laugh. She says that the funny characters she creates, such as Tacky the Penguin, are just like the students she had when she was a second-grade teacher.


# Dr. Seuss

written by  
Helen Lester



## Essential Question

How do words  
and pictures help  
tell a story?



Here is Dr. Seuss.  
You can call him Ted.  
His mom and dad did!



Ted was a funny man.





Ted would draw pictures.



Here is a fun picture.



Ted would write, too.  
Ted wrote **The Cat in the Hat**.






**The Cat in the Hat was a big hit!**





Can you find **The Cat in the Hat**?



Ted had many big hits after  
**The Cat in the Hat.**



**splat**

sled

**bell**

**smell**

**red**

hat

Ted would write rhymes.  
Can you find some here?



It was fun to hear Ted read.






Now kids can see animals  
from his books.

**Dr. Seuss National Memorial  
Sculpture Garden**





Dr. Seuss is still a big  
hit with kids today.

# Grammar

Read  
Together

**Singular and Plural Nouns** Some nouns name **one**. Some nouns name **more than one**. An **s** ending means more than one.




**hat**



**hats**




**man**



**men**



**woman**



**women**



**child**



**children**

## Turn and Talk

Choose the correct noun to name each picture. Take turns with a partner. Tell why you chose a noun that names one or more than one.

1.



book

books

2.



stamp

stamps

3.



man

men

4.



cat

cats

5.



child

children

## Grammar in Writing

Write the correct noun to name each picture. Use another sheet of paper.